

PICKUP PATROL
PROGRESSIVE WEB APP
PARENT VIEW



Email

maria+mom@pickuppatrol.net

Password



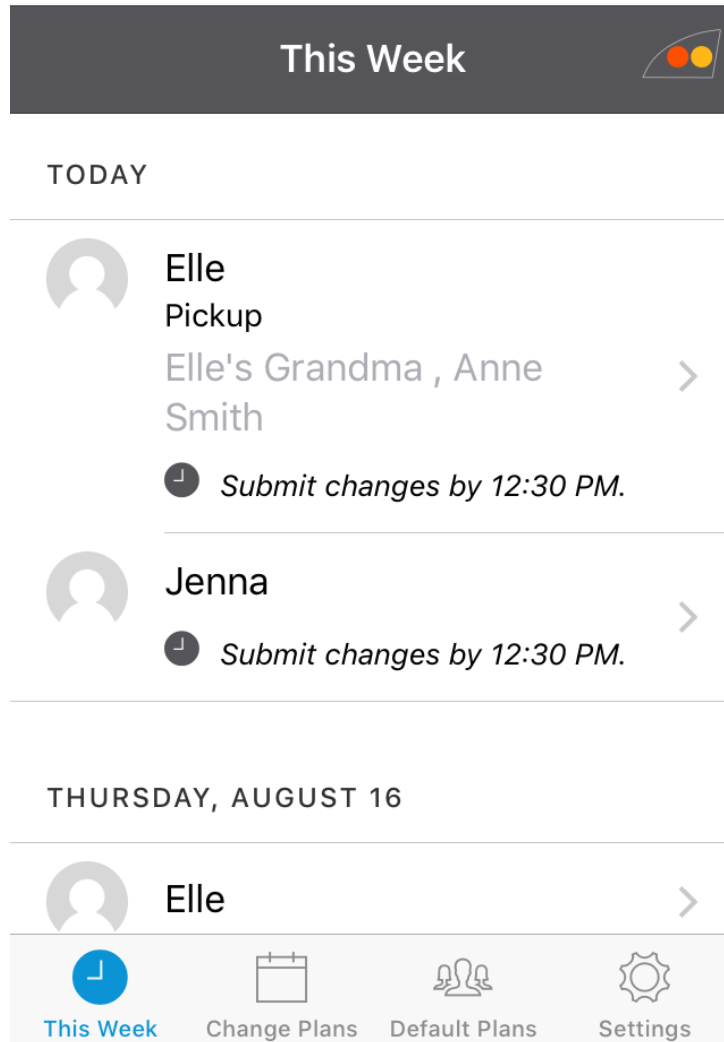
Remember Me

Login

[Forgot Password](#)

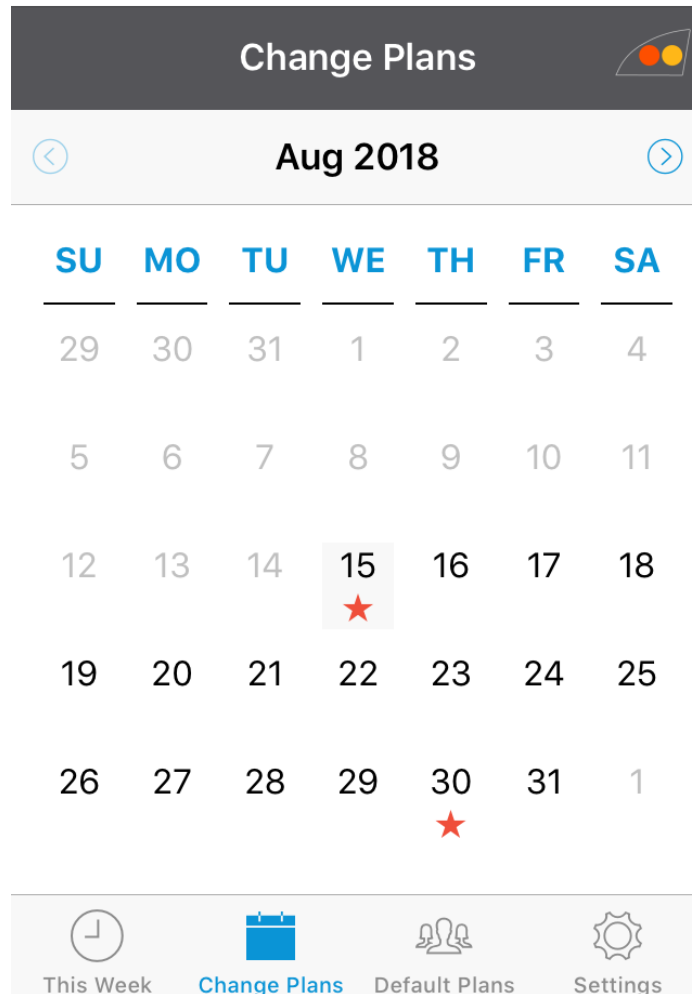
Parent Login Page

**PICKUP PATROL
PROGRESSIVE WEB APP
PARENT VIEW**



Parents have 4 actions across the bottom of the screen.
THIS WEEK shows them the plan changes already in the system for the week

**PICKUP PATROL
PROGRESSIVE WEB APP
PARENT VIEW**



Choosing **CHANGE PLANS** brings them to a calendar. Stars indicate days that already have changes entered. To make a plan change they tap/select a date.

**PICKUP PATROL
PROGRESSIVE WEB APP
PARENT VIEW**

 [Back](#)

Thu, Aug 16



Elle



Jenna



Then select their child.

**PICKUP PATROL
PROGRESSIVE WEB APP
PARENT VIEW**

[Cancel](#)

Edit Dismissal



Jenna

Test School B

Plan Change Options



Notes

SELECTED DATES (1)

[Edit](#)

Thursday, August 16

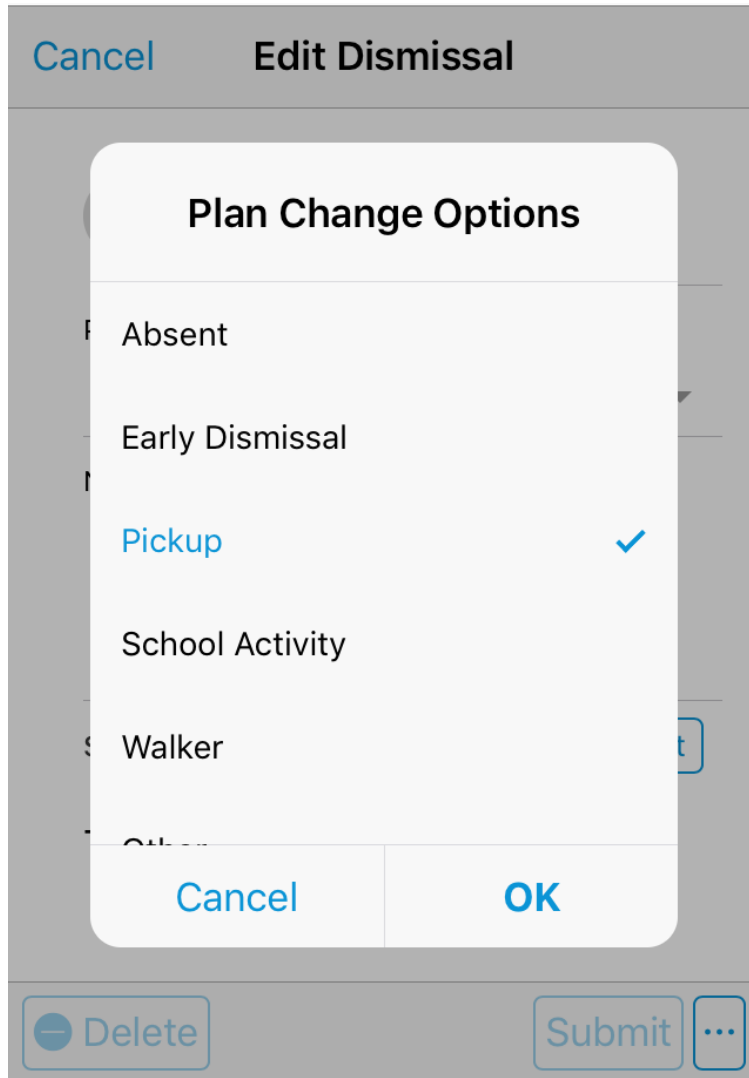
[- Delete](#)

[Submit](#)



They choose a Plan Change Option from the drop down arrow.

**PICKUP PATROL
PROGRESSIVE WEB APP
PARENT VIEW**



They select an option and click OK.

**PICKUP PATROL
PROGRESSIVE WEB APP
PARENT VIEW**

[Cancel](#)

Edit Dismissal



Jenna

Test School B

Plan Change Options

Pickup



Notes

Mary Smith

SELECTED DATES (1)

[Edit](#)

Thursday, August 16

[- Delete](#)

[Submit](#)



They can add a message if needed.


**PICKUP PATROL
PROGRESSIVE WEB APP
PARENT VIEW**



The screenshot displays a date selection interface. At the top left is a 'Cancel' button. The main area shows a calendar for August 2018. The days of the week are listed as Su, Mo, Tu, We, Th, Fr, Sa. The dates 16 and 17 are highlighted in dark blue, indicating they are selected. Below the calendar, there is a section titled 'SELECTED DATES (6)' with an 'Edit' button. Underneath, two dates are listed: 'Thursday, August 16' and 'Friday, August 17', each with a minus sign icon to its right. At the bottom, there are three buttons: 'Delete' (with a minus sign icon), 'Submit', and a three-dot menu icon.



They can select additional dates with the Edit Button (up to 6 months ahead).
Then they hit Submit.





**PICKUP PATROL
PROGRESSIVE WEB APP
PARENT VIEW**

Default Plans



Elle
Test School B
 [603-6109120](tel:603-6109120)
 maria@pickuppatrol.net
[Default Plans](#)

Jenna
Test School B
 [603-6109120](tel:603-6109120)
 maria@pickuppatrol.net
[Default Plans](#)

 This Week  Change Plans  **Default Plans**  Settings

The **DEFAULT TAB** takes them to this view.
To review or set Default Plans they hit the button under the students name.

**PICKUP PATROL
PROGRESSIVE WEB APP
PARENT VIEW**

 [Back](#)

Default Plans

[Edit](#)



Elle

*Enter student's regular daily
dismissal plan*

MONDAY

TUESDAY

WEDNESDAY

THURSDAY

This takes them to this view.
Currently this student does not have any Default Plans listed.
To add plans they selectn **EDIT**.

**PICKUP PATROL
PROGRESSIVE WEB APP
PARENT VIEW**

 [Back](#)

Default Plans

[Cancel](#)



Jenna

Enter student's regular daily dismissal plan

Default Plan Options



Notes

[Customize By Day](#)

[Clear](#)


[Save](#)

If the student follows the same Default Plan each day, they enter it here and hit **SAVE**.

If the student's schedule varies by day they can use the **CUSTOMIZE BY DAY** Button.

**PICKUP PATROL
PROGRESSIVE WEB APP
PARENT VIEW**

[← Back](#) **Default Plans** [Edit](#)

 **Elle**
Enter student's regular daily dismissal plan

MONDAY

Pickup

TUESDAY

Pickup

WEDNESDAY


Bus #1

THURSDAY

Pickup

Once Default Plans are entered the page looks like this.

**PICKUP PATROL
PROGRESSIVE WEB APP
PARENT VIEW**

Settings 

Lilly Smith
maria+mom22@pickuppatrol.net

Email Confirmations





Terms of Use >

Replay Tutorial >

Change Password >

Feedback >

Sign Out Of All Devices

 This Week  Change Plans  Default Plans  **Settings**

The **SETTINGS** tab contains tools to manage the app.